

***Your Guide to Deals Gap
and the
Women's Sportbike Rally IV***

September 11-13, 2009





Inside the Guide

Breakdown of the Women's Sportbike Rally IV

- Headquarters ~ Fontana Village Resort _____ 3
- Deals Gap Motorcycle Resort _____ 3
- Registration / Check-in _____ 4
- Group Photo #1 _____ 4
- Sportbike Night *presented by Killboy.com* _____ 5
- Group Photo #2 _____ 5
- Group Rides _____ 6
- Riding Alone with Confidence Seminar _____ 6
- The Yamaha Sportbikegirl Luau
presented by PJ's Parts _____ 7
- Sunday Breakfast Meet _____ 7

The Deals Gap and Smoky Mountain Region

- Riding Deals Gap _____ 8
- Po-Po on the Dragon _____ 9
- Dragon Photos _____ 9
- Route Suggestions _____ 9-10
- Cool Stuff To See _____ 10
- Motorcycle Service _____ 11
- Forget Something? _____ 11
- If You Are Bitten _____ 11

~ Our Sponsors ~

In a down economy, especially for a bulk of the motorsports industry, we are ecstatic to have so many wonderful sponsors stick with us through the rough times. Without their support, we would not be able to pull off what we do allowing us to push a majority of the registration fees directly towards the Tiffany Weirbach "Sportbikegirl" Melanoma Foundation. A bonus is the many door prizes provided that will go home to a few lucky participants. To show your gratitude we encourage you to consider their company and products in your future purchases.





Breaking Down the WSR IV

Headquarters ~ Fontana Village Resort

Hwy 28 North, Fontana Dam, N.C. 28733 ~ (800) 849-2258 ~ www.fontanavillage.com

Fontana Village Resort has been the rally headquarters since its inception in 2006. If this is your first time to the rally - and the resort - here are some bits of info the property to help make your stay great!



- **FONTANA LODGE** ~ The Lodge is where those staying on the property will check-in to their rooms or cabins. Also, on Friday from 4-6 p.m. we'll be holding registration and check-in for rally participants. This is a bit of a change up from years past to accommodate the schedule (and our volunteer staff).
- **STONE CREEK POOL** ~ This is located across the street from the General Store and a perfect location for our Saturday evening fun with the Sportbikegirl Luau.
- **WILDWOOD GRILL** ~ This is located at Fontana Village Center and a great place for food and miscellaneous fun with pool tables, games and more. Also, this could be the site for the Luau if Mother Nature decides to shed some tears on us!
- **WI-FI** ~ If you're one of those that need to stay connected to the outside world, the Lodge offers free Wi-Fi. They also have a computer to use at the Hazel Creek Outfitters.
- **ICE CREAM SHOP** ~ Fontana has a great little ice cream shop that looks like it belongs in the '50s. Nothing like ending the evening with a scoop of ice cream or milkshake so take advantage.
- **NO CELL SERVICE** ~ Just like almost everywhere in the region there is little to no cell service so make arrangements with your family to get in touch with you through the Resort or bring a phone card. We think they still make those, right?
- **OTHER STUFF** ~ Fontana offers so many different things to do including: horse back riding, hiking, mountain bike and skateboard rentals, whitewater rafting pick-up, watercraft rentals, disc golf, game room, swimming and more. Head down to the Hazel Creek Outfitters for more info!

Deals Gap Motorcycle Resort

17548 Tapoco Road, Tapoco, NC 28771 ~ (800) 889-5550 ~ www.dealsgap.com

You will sometimes hear this referred to as the *Crossroads* or *Deals Gap Store*. This is the place to hang while taming the Dragon and on any given weekend you will see hundreds of motorcycles crammed in the parking lot taking a breather, grab some food, making new friends and checking out the famous Tree of Shame. They boast a fantastic grill for food with t-shirts adorning the ceiling from many rallies (including our inaugural t-shirt from 2006).



www.dealsgap.com

The Deals Gap crew is pumped to have us take over the resort Friday evening for the *Sportbike Night presented by Killboy.com*. This is a first for us moving an element of the rally to an alternate location and we're excited - as are they. Read on for the great festivities planned!



Registration/Check-in

LOCATIONS AND TIMES **TIMES AND LOCATIONS ARE DIFFERENT THAN PREVIOUS YEARS**

 **Friday, September 11 ~ 4 p.m. - 6 p.m. ~ Fontana Lodge Lobby**

 **Friday, September 11 ~ 7 p.m. - 9 p.m. ~ Deals Gap MC Resort**

- If you're a past rally attendee this is a change up to what we have done in the past so please keep that in mind. With the group bike photo taking place at 6:30 p.m. we are closing registration at Fontana and re-opening at the Deals Gap Resort where the Sportbike Night will take place so plan accordingly.

 **Saturday, September 12 ~ 6 p.m. - 7:30 p.m. ~ Stone Creek Pool**

- This is for the late, late arrivers and it's never too late to join in the fun so don't be afraid by your tardiness! :)

PRE-ENTERED PARTICIPANTS

This is easy! Just come to registration and check-in. You will receive a wristband, your t-shirt, goodie bag and a nametag. Keep the wristband on all weekend so we can identify that you're with the rally. As for the nametag, it probably won't survive beyond Friday, but we urge you to do your best to keep it on during the Sportbike Night while meeting so many wonderful people.

THE PROCRASTINATORS...YEAH YOU, POST ENTERING ATTENDEES! :)

If you still need to register and pay, come to registration and fill out the registration form and pay the proper fee. We hope to have shirts in the right size for you, but due to the advanced ordering needed we can only accommodate shirt sizes on a first come, first serve basis. We'll adjust your fee accordingly if you go home without a tee.

Group Photo #1 ~ With your ride!

LOCATION: Deals Gap Motorcycle Resort

DATE & TIME: Friday, September 11 @ 6:30 p.m.

Leading into the *Sportbike Night presented by Killboy.com* we'll kick off the night with our annual group photo WITH your bike. To honor Patriot's Day in memory of 9/11 we will have American Flags for everyone to show our troops that sportbikegirls love them so we really hope everyone can make this photo as it will be special.

On a side note as much as we love our cruiser attendees, in an effort to stick with the integrity of the photo, we ask that cruiser style machines remain out of this particular photo; we truly appreciate your understanding.





Sportbike Night presented by *killboy.com*

LOCATION: Deals Gap Motorcycle Resort

DATE & TIME: Friday, September 11 @ 7 p.m. to 9 p.m.

In a year of tough economic times, we are so grateful for Killboy and Killgurl (aka Darryl and Lori Cannon) and the Deals Gap Resort to step up and sink their teeth into the Sportbike Night. The Deals Gap MC Resort is stoked to offer their entire property to our festivities and plan to show us a great time as well with some awesome food (kabobs and more) so you definitely do not want to miss out. As soon as the group photo is complete we will jump into eating some food and having fun in an effort to kick-start meeting new friends.

Before the night is through, we will have an exciting demonstration of the Draggin' Jeans toughness, the 3rd Annual Sportbike Challenge will be complete, a bunch o' t-shirts will be tossed, grown men will goof around on 50's and hopefully plenty of photos will have been taken while making new friends. Speaking of the Sportbike Challenge, not only will two classes be offered - one for the guys and one for the ladies - but also two events including:

- The Cruiser Crawl - Slowest rider riding between two points.
- The Bike Walk - The fastest time by a rider sitting on their bike walking it forward.

The Top 3 will be announced at the Sportbikegirl Luau the following evening with each going home with a special medal. You will be "racing" against yourself so not to worry about being next to someone. Last year was a blast, we even had a 3-year old step up to the challenge, so don't be a chicken and ballsy up to join in the fun. This will take place for only one hour from 8:00 p.m. until 9:00 p.m.

Food for thought: We realize the location of the Sportbike Night may not sit well with everyone as you could be riding back to Fontana after dark. Should this be the case, we strongly recommend planning accordingly and eliminate the desire for alcohol and save up for Saturday night, especially if you plan to ride the Dragon at night as we are assured many will do.

Group Photo #2 ~ Without your ride!

LOCATION: Deals Gap Motorcycle Resort

DATE & TIME: Saturday, September 12 @ 9:30 a.m.


It's early, but we're here to ride and have fun and we are missing out on an awesome time if everyone is sleeping in, right? This photo by the historic Deals Gap sign becomes year #4 for it and we definitely do not want you to miss out. We are encouraging everyone to park in the area near the intersection of 28 and 129 so our bikes are in the background. As soon as the women only photo is taken, we want all our guys to jump in for one big group photo so stand by guys.





Group Rides

We have four ride leaders for the rally this year and these rides are completely optional with no requirement to participate. All four are veterans of the area and will be offering co-ed group rides of different riding levels. Please sign-up at registration on a first come, first serve basis. Group rides will depart after the group photo Saturday morning so be sure to meet your leader and listen for the call. The four leaders and tentative routes include:

-  **Charlotte Clarke, Mars Hill, NC** - This co-ed ride would be most comfortable for seasoned riders familiar with group riding techniques and twisty roads. She plans to take you south towards Franklin, NC with a McD's lunch stop with plenty of twisties along the way. There will be co-leaders in an effort to accommodate up to 15 riders.
-  **Paige Huston, Burgin, KY** - This co-ed ride is going to be a little shorter than last year in an effort to give people more time to run the Dragon. She'll lead you to the Nantahala Outdoor Center for lunch then back up through Robbinsville. It will be an easy ride for intermediate riders, and not too difficult for newer riders and ideal for riders that have not been to the area before. Paige would be happy to accommodate approximately 10-12 riders.
-  **Jenn Garner, Gainesville, FL** - This co-ed ride will be approximately three hours also headed towards Franklin (it's just so damn beautiful) but accommodate the lesser experienced on up to the more seasoned. In any group ride, the leader will wait so ride your own ride and have fun. Jenn will accommodate approximately 10-12 riders total.
-  **Stephani McIntyre, Fairmont, WV** - This co-ed ride will be nice and easy focusing on the scenic aspect of the region by making the "Loop" with the Dragon first on the agenda. We will grab a take-out lunch in Tellico Plains and munch on it overlooking the waterfall returning to Fontana Village hopefully no later than 3 p.m. Stephani will accommodate approximately 10-15 riders.
-  **MALE LEADER OPTION:** Mike "PJ" Pjanka, significant other to Paige Huston, and also a very talented rider and veteran leader, is offering a ride to Bridle Falls for those interested in an additional option to choose from. Inquire about this ride at check-in/registration as it will develop if interest is demonstrated.

Obviously with the limited amount of space on the group rides many will likely form groups of their own by meeting others or with those you came with. Group riding requires a certain amount of etiquette that should be followed to make the day enjoyable for everyone. There is no shame in riding your own ride...but there is a little pride loss when the group has to stop and pick up your bike from trying to keep up. Ride your own ride and everyone will come home safe.

We strongly urge you to take five minutes to read *The Pace* by Nick Lenatsh originally published in *Sport Rider* back in 1993. Here is the direct link to the article on Sport Riders' website. http://www.sportrider.com/ride/146_9306_motorcycle_pacing/index.html It is a highly respected article in the industry that can help to shed some light onto group riding and curvy road riding practices.

Riding Alone with Confidence Seminar *Presented by Lenn Rainwater*

LOCATION: Stone Creek Pool & Lazy River (Fontana Village)

DATE & TIME: Saturday, September 12 @ 6 p.m.

How many times have you wanted to ride but your riding buddies weren't available? And how many times have you heard "You shouldn't ride alone!"? Learn a few simple tips to give you the confidence to ride by yourself, giving you the freedom to ride whenever you want. You CAN ride alone and enjoy it.



YAMAHA Sportbikegirl Luau

presented by  **PJ's PARTS**
Accessories for Every Bike and Rider

LOCATION: Stone Creek Pool & Lazy River (Fontana Village)

DATE & TIME: Saturday, September 12 @ 7:30 p.m.

The evening will get started a little early for Lenn Rainwater's voluntary seminar called *Riding Alone with Confidence*. Cocktails will follow at 6:30 p.m. followed by the kick-off of the Yamaha Sportbikegirl Luau presented by PJ's Parts at 7:30 p.m. We ditched the sit down formalities and settled on laid back, hangin' loose fun, so although we may be geographically far from the nearest tropical island do not let that spoil the party so get festive with coconuts, leis, grass skirts, sarongs, board shorts and flip flops. Guys, no thongs please! :)



The evening will feature plenty of hors d'oeuvre's, cake and libations (cash bar) to fill your belly. Even though the economy has slowed, we are very fortunate to have Yamaha stick with us and PJ's Parts elevate their level of support. Many of our additional sponsors have provided wonderful door prizes for you to go home with and every registered person is eligible.



Breakfast Meet

LOCATION: Mountview Bistro (Fontana Village)

DATE & TIME: Sunday, September 13 @ 9:30 a.m.

The breakfast meet is your final opportunity to get together for the last few moments before we all start heading our separate ways until the 5th Anniversary of the Women's Sportbike Rally. We have never held the breakfast at Fontana before, but figured what the heck...some of us may be "hurting" in the morning after the Luau so the closer the better. The Bistro boasts a fantastic buffet at a reasonable price and we're working on a WSR discount so stay tuned for that. ;)



The Deals Gap and Smoky Mountain Region

Riding Deals Gap

Deals Gap aka "The Dragon" is a stretch of Hwy 129 south of Maryville, Tenn. famous for the 318 turns in 11 miles and is considered a motorcycle Mecca. People from all over the world come to ride the beautiful stretch of pavement. It is remote and scenic which means it is also easy to lose your head quickly. Read on for local celeb and photog, Darryl Cannon aka Killboy of www.killboy.com tips to make your trip up and down the Dragon (and any road for that matter) a fun and satisfying experience.

- **Stay in your lane** - There are so many benefits here I shouldn't even have to justify it. If everyone stays in their lane, we get 22 miles of great riding instead of 11 miles dodging oncoming traffic. Riders who cut lanes, particularly in one of the *many* spots they don't realize is dangerous, often end up going into a curve too fast or with a bad line and it all goes downhill from there. If you find yourself repeatedly too close to the yellow, try making a few passes riding as close to the white line as you can. This will make you more comfortable with being in the right half of your lane.
- **Check your ego** - I'd guess about 90% of the accidents are a result of trying to "keep up" or "stay in front" of other, faster riders. You do know you are not the fastest rider don't you?
- **Check things out on your first run** - Road conditions are pretty consistent at the Gap, due to the lack of in-roads, but your first pass should be at a moderate pace to see how things look. If there is some debris in the road, feel free to pull over and clean it up. You will be a hero for life in someone's eyes, and you won't have to worry about tracking that bad spot.
- **Lay off the rear brakes** - Nearly every black skid mark you see is the result of rear brake slides. Sportbikes can stop so well on the front brakes they will easily raise the rear tire off the road.
- **Lay off the front brakes** - (off the road) So many riders have dumped their bike right in front of me while pulling off the road to talk, that I always point my camera at anyone who appears to be pulling off in case they grab a handful of front brake and dump it. Slow down as much as you can before pulling off, and switch to dirt bike mode when you hit the gravel.
- **Watch for signals** - If you see someone motioning for you to slow down or pull over, do it immediately. Semi-truck bumpers are not forgiving to motorcycles.
- **Give signals** - If you know there is a road hazard behind you, motion for other riders to slow down by pressing down with your open palm. If you want to warn others of a speed trap, pat the top of your helmet. If you see a semi heading into the Gap, try to get in front of the semi and warn people. I usually ride very close to the center line, even ON the center line, and motion for people to pull off the road by pointing at their shoulder of the road. Try to stay about two turns ahead of the rig...just far enough for a person to slow down, but not so long that they think you were crazy and take back off only to meet the truck around the next bend. Also watch your temperature.
- **Group Cruising** - Spread out. If you are cruising through and you know others will be coming up behind your group, make it easier on them to work their way through by giving them space between bikes. It's nearly impossible to pass a tight group of four or more bikes safely, but some riders will try to force a pass on that whole group and it causes accidents, which brings out the cops and ruins things for everyone. You are all going to the same place - there are no roads to turn off onto. You won't get lost if you back off a few feet, I promise.
- **Slow down as you near the ends** - Speeding up to the crowd at the Overlook or the Store only impresses the types no one is trying to impress. These places are crowded, and dangerous by design. At the Overlook, the parking area on one side of the road is a blind pull out, at the Store you have Hwy 28 joining onto 129, and a parking lot full of bikes and people distracting everyone. Also, the cops like to hang out at the Overlook and clock people as they come speeding around the last bend. The road opens up and it's very inviting to speed. Familiarize yourself with the indicators before each end. Generally we ease off after crossing the state line into NC heading toward the Store, and the last sharp left heading toward the Overlook. There is a yellow/black Curvy Road sign just before the Overlook...the only one between the state line and the Overlook.



Po-Po on the Dragon



If you haven't heard, or this is your first time to Deals Gap, the police are cruising in the form of Tennessee county and state to keep tabs on those breaking the laws when riding the Dragon. They are mostly there on the weekends during the day and giving tickets for speeding, crossing the double-yellow, funky placement of license plates and whatever else that they believe constitutes breaking the law. But if you're obeying the law, then you have absolutely nothing to worry about. Just make sure you come with everything in check, including current tags, properly placed license plate, motorcycle endorsement and everything else that makes you legal and you'll be just fine.



For those still worried, keep in mind we are staying at Fontana Village Resort located ten miles south of the Dragon in North Carolina, so you do not have to ride the Dragon unless you want to.

Dragon Photos



For those of you who ride the Dragon, commemorate your ride by checking out resident photographers:

-  **Killboy** - www.killboy.com ~ If you get creative you could end up on Killboy's Entertainment page which is like winning the lottery given the amount of bikes that roll through the area. Stephani has made it up there twice but Paige has probably decorated the sight even more than Killgur! We're sure some of you will make the page so have fun with it and then buy some photos!
-  **Zee Foto** - www.zeefoto.com ~ Zee is a fan favorite as well so definitely check out her site for that awesome photo of you draggin' knee...or simply pretending to! ;)

Roads and Route Suggestions

Not interested in spending all day riding the Dragon, well you're in luck because there are miles, upon miles, upon miles of fantastic roads all over the place in every direction. Just head north or south out of Fontana Village Resort on the Highway 28 aka the "Hellbender" (everything has a name, doesn't it?) and you'll be greeted with something great along the way. Your goodie bag should have a map included but if not, grab one from any gas station or souvenir stand and it'll help you down the road.


A great resource for tips is the website www.tailofthedragon.com or simply stop by their booth across the street from the Deals Gap Store and we're positive they will offer some assistance to get you pointed in the right direction. But some quick mentions include:


-  **Highway 28** - Heading south on Highway 28 from Deals Gap and/or Fontana Village all the way to Franklin is just beautiful. There is food and gas along the way so no need to worry about that. If you keep going toward Highlands you'll stumble upon some amazing waterfalls that will make your jaw literally drop. Notes of caution should be taken where there are any sharp turn markings, running wide in these corners could be catastrophic so heed their markings.
-  **The Loop** (reference: www.tailofthedragon.com) - This 115 mile loop can start and end at the Deals Gap Store.
 - **129 North** - Take the Dragon to route 72. Make a left on 72 until you reach Highway 411. Make a left for a few miles until you come to route 360 towards Tellico Plains. Once you have



reach Tellico Plains you will come to the Cherohala Skyway TN165 and you'll make a left heading east. (Head right if you want to stop at the Cherohala Market for a breather and gas. There is no stopping for gas for 55 miles once you head east so be sure to fill up.) The Cherohala Skyway crosses the boarder and changes its name to NC143 and eventually brings you to Robbinsville, NC. You can pick up 129 to take you back to the store or continue on NC143 until you reach Hwy 28 to take you back to Fontana Village. Make a left on Hwy 28 to head back to Fontana if that is the route you decided on.

- **129 South** - Reverse the above!

 **Foothills Parkway** - This nice and easy, scenic ride is just north of the Dragon a few miles. Not very technical at all if you're looking for a quick jaunt.

 **The Cherohala Skyway** - As mentioned above, the Cherohala Skyway is one of those many roads you must eventually ride while visiting the Smoky Mountains. It is a combination of the words Cherokee and Nantahala for the two National Forests it touches. Pronounced "chair-a-halla" or "cherry cola" to the newbies. It runs for 36 non-stop, scenic miles from Tellico Plains, Tennessee to Robbinsville, North Carolina so be sure to get gas on whichever side you are on before getting started. Notes of caution should be taken while riding the Skyway. Although beautiful and windy reaching altitudes of 5,400 feet with many scenic overlooks, you must remember you are hugging the mountainside so where there is a corner up ahead it is often tight and sometimes sneaky with a decreasing radius so please take it easy and pay attention to all markers.



Cool Stuff to See

There is so much to see in the area that you may want to stop and take a photo. These are just a few.

 **The Road to Nowhere - Bryson City, N.C.**

If you learn the history of this road it was to have connected from Bryson City to Fontana but construction simply stopped leaving a beautiful windy road with no destination. Out of Bryson City, N.C. take Fontana Rd. north of the city and keep going until you reach the end which is a barricaded tunnel bringing the road to an abrupt end. Take it easy, however, it is a park and rangers do patrol the area.

 **Bald River Falls - Tellico Plains, TN**

Don't miss the chance to park your bike in front of a beautiful waterfall. From Tellico Plains, TN take TN165/Cherohala Skyway for a few miles until you see the brown attractions sign for Bald River Falls. Follow the road until you come to this (right)!

 **Fontana Dam - Fontana Dam, N.C.**

Well it is right down the road from Fontana Village about a mile. If you head north on 28 you can access the bottom of the dam for great photos. If you head south on 28 you can access the top of the dam. It is listed as the tallest dam in the east.




 **Cheoah Dam - Tapoco, N.C.**

Remember when Harrison Ford in The Fugitive jumped off of a dam? This is it and located just three miles south of the Deals Gap Store on your way to Robbinsville.



Motorcycle Service

 **Wheeler's 129 Performance - (828) 479-4998 - www.mountainhomepage.com/wheelers/**

- Two miles north of Robbinsville, N.C. on 129 on left
- Open Monday thru Saturday 10a to 8p and Sunday 10a to 4p

Ken Wheeler is your man for anything you need to keep you on the road. On his website he says, "Enter a customer and leave as a friend. I am here to help you enjoy the ride." And he lives up to it without gouging his prices. He also offers free maps, bike wash with sponge, picnic area, air compressor, local info and goodies for sale. He is a rider too.

 **Mountain Motors - (828) 479-3354**

- 421 Highway 129 Bypass, Downtown Robbinsville, N.C.

If Wheeler does not have what you are looking for check out Mountain Motors which also offers roadside service and pick-up should you need it.

Forgot Something?

If you are like anyone who travels, forgetting something is almost a guarantee so we are pretty positive you can check out any of the places to hopefully find what you are looking for.

-  Fontana Village General Store - Food, household items and more.
-  Deals Gap Store - (800) 889-5550 - Gear, food, gas and more.
-  Wheeler's 129 Performance - (828) 479-4998 - Gear and service.
-  Mountain Motors - (828) 479-3354 - Gear and service.
-  411 Biker Depot - (865) 233-3823 - Gear and more.

If You Are Bitten

This is something we are not excited about, but things happen, sometimes beyond our control, so it is better to have the information than not at all. If something does happen (God forbid), inform Stephani McIntyre (614) 499-3591 as soon as possible with detailed information about the situation. Due to the limited cell coverage you may also call Fontana Village (800) 849-2258 to ask for Cabin #457. If no answer, please leave a message for her with the Front Desk.

University of Tennessee Memorial Hospital - Knoxville, TN - (865) 544-9000

1924 Alcoa Hwy, Knoxville, TN 37920

Blount Memorial Hospital - Maryville, TN - (865) 983-7211

907 E Lamar Alexander Pkwy, Maryville, TN 37804

Swain County Hospital - Bryson City, NC - (828) 488-4205

45 Plateau St # 250, Bryson City, NC 28713

Angel Medical Center - Franklin, NC - (828) 369-4171

120 Riverview St, Franklin, NC 28734